



Time Machine



CARBON COPY
CLONER



SuperDuper!

Heroic System Recovery
For Mere Mortals.

Backup for Mac OS X

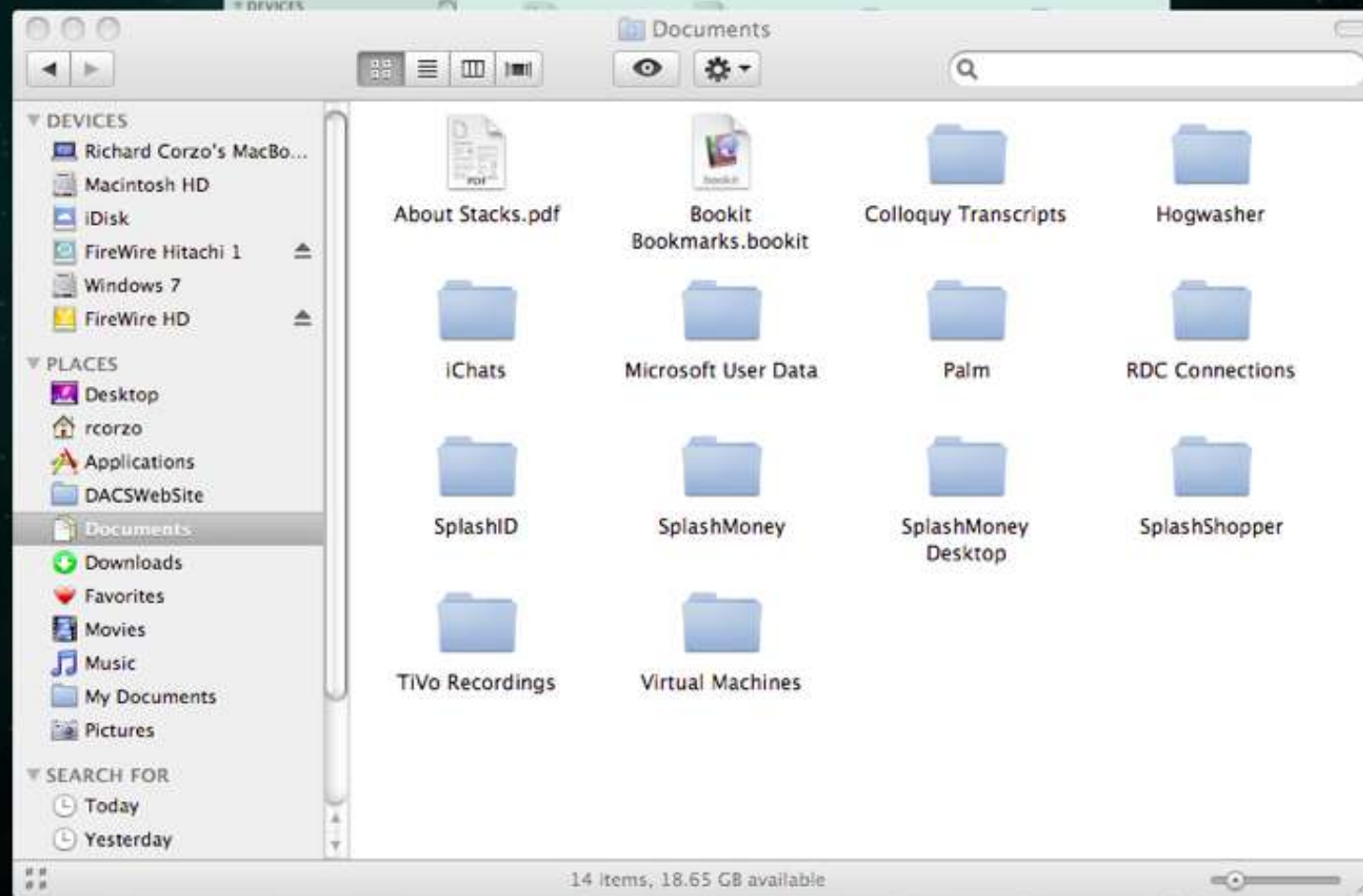
Richard Corzo

March 2, 2010



Time Machine

- ◆ Built in to Leopard (10.5) and Snow Leopard (10.6)
- ◆ Requires external drive or Apple's Time Capsule
- ◆ Automatic—every hour. Consolidates at end of day, week, month
- ◆ Select folder to restore and click on Time Machine in dock or menu bar
- ◆ Can also restore entire hard drive

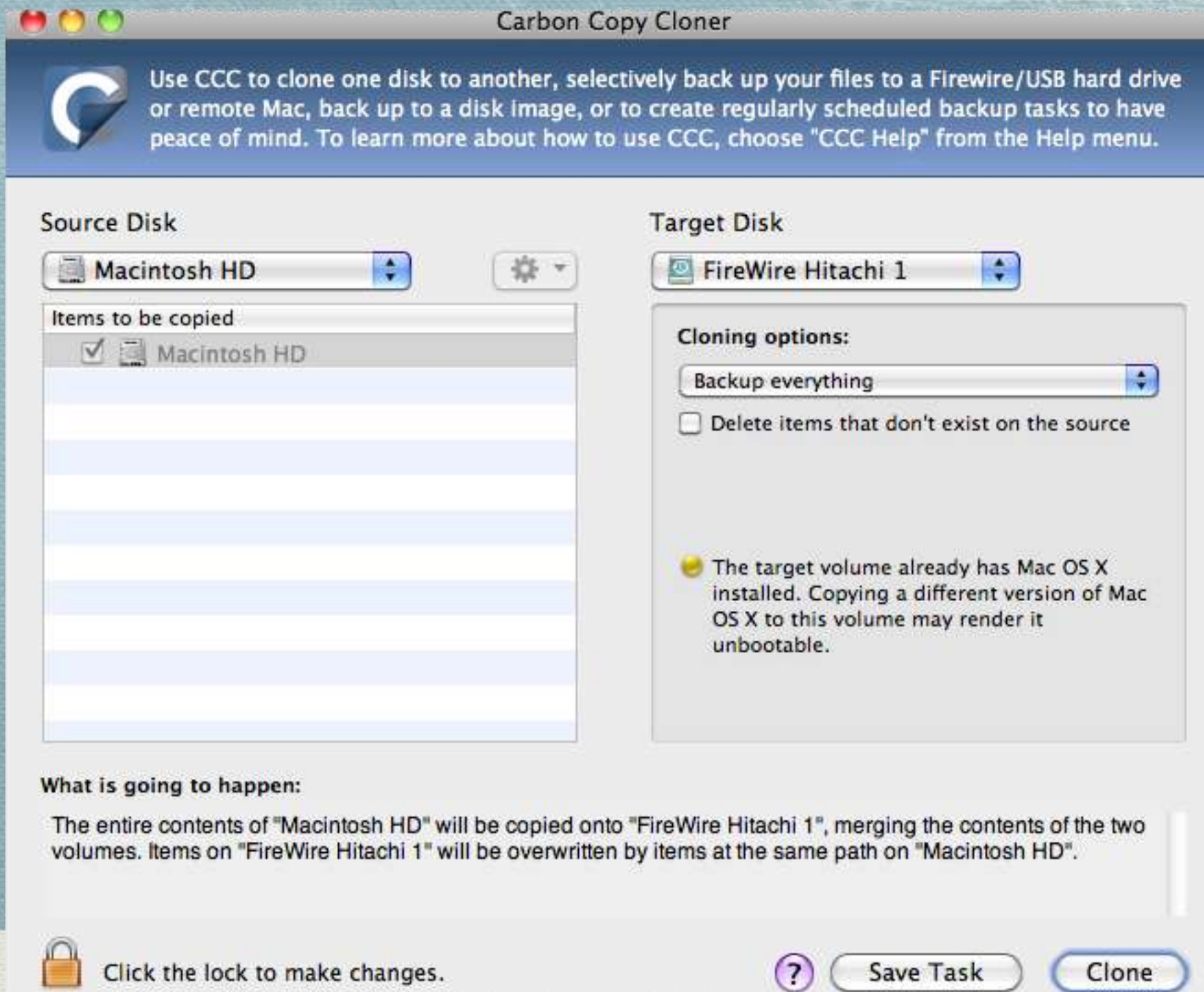


To restore:
Choose folder, enter Time Machine, choose point in time



Carbon Copy Cloner

- ◆ Creates bootable backup
- ◆ Full or incremental backup
- ◆ Browsable, non-proprietary backup
- ◆ Scheduled tasks
- ◆ Back up to other drive or networked Mac
- ◆ Donation-ware (<http://www.bombich.com/>)
- ◆ Tiger (10.4) and later

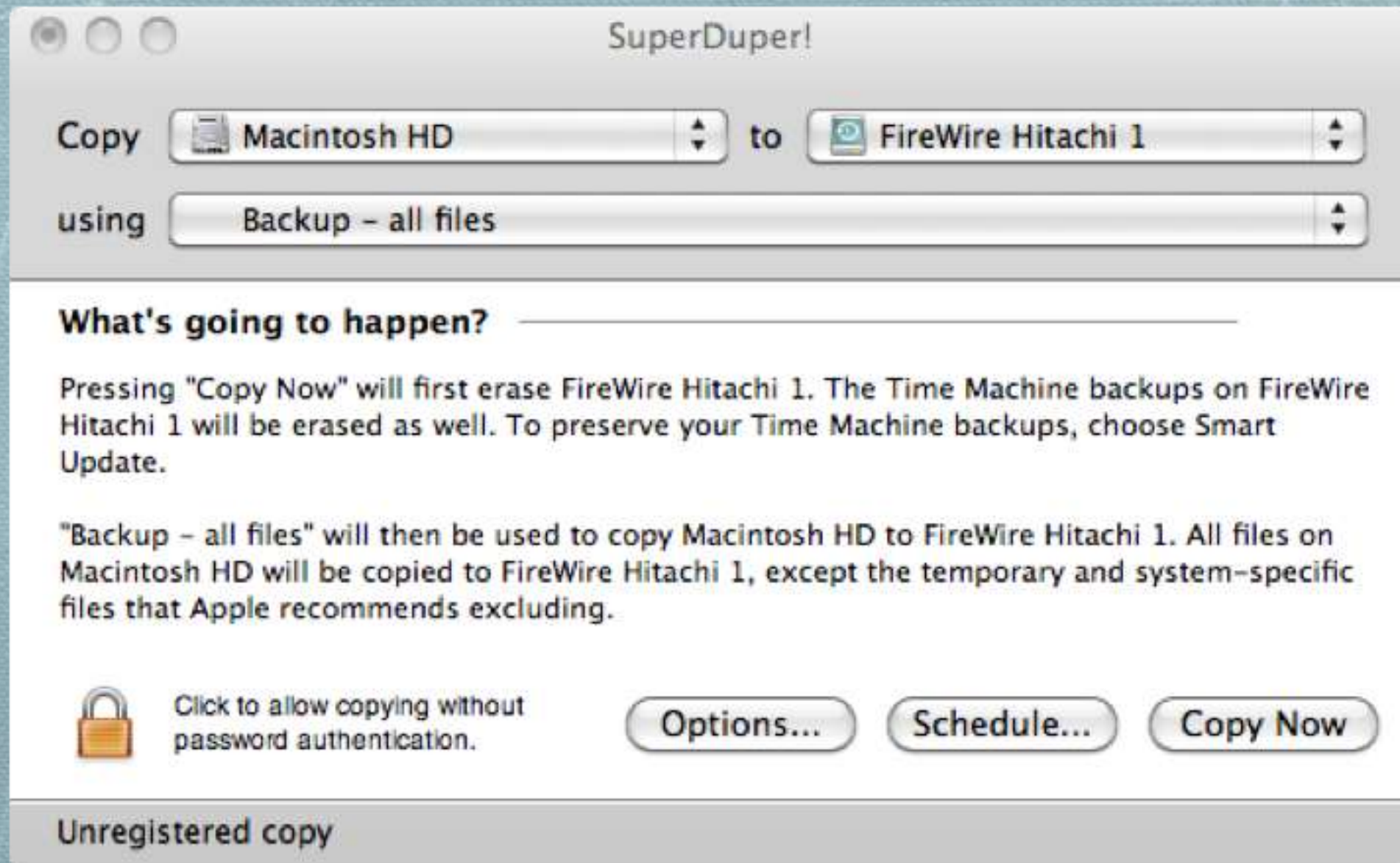


To back up:
Choose a source disk, then a target.



SuperDuper!

- ◆ Creates bootable backup
- ◆ Purchased version adds:
 - ◆ Smart Update incremental backup
 - ◆ Scheduler
- ◆ \$27.95 for full function (<http://www.shirt-pocket.com/SuperDuper/>)
- ◆ Tiger (10.4) and later



To back up:
Choose "Copy" drive, then "to" drive. Select options.



iTunes Music

- ◆ Don't forget to back up your purchased music:
 - ◆ All music is included in Time Machine backups
 - ◆ Or, File > Library > Back up to Disc > Back up only iTunes Store purchases
 - ◆ If your iPod holds all your music, it's also a backup
 - ◆ File > Transfer Purchases from iPod



MobileMe

- ◆ E-mail is IMAP, stored on server
- ◆ Synced contacts, calendar, bookmarks stored in cloud
- ◆ iDisk, 20 GB for off-site storage
- ◆ \$99 per year (<http://www.apple.com/mobileme/>)